


NOMBRE: _____

FECHA: _____

DICTADO DE PALABRAS




1- _____ 6- _____

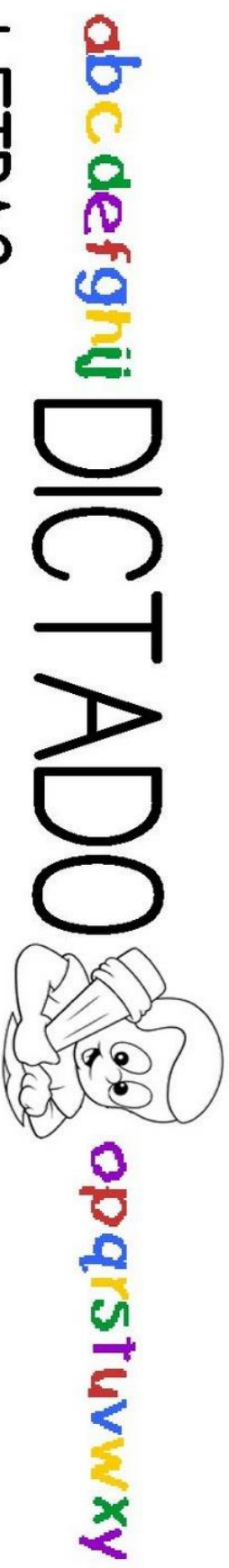
2- _____ 7- _____

3- _____ 8- _____

4- _____ 9- _____

5- _____ 10- _____





LETRAS



PALABRAS

1.- _____

2.- _____

3.- _____

4.- _____



Nombre: _____

Fecha: _____

Dictado de oraciones. Recorta y forma la oración que dicte tu maestro(a)



La rana

Blank rectangular box for writing the sentence.



El caracol

Blank rectangular box for writing the sentence.



come

es

moscas

lento

Nombre: _____

Fecha: _____

Dictado de oraciones. Recorta y forma la oración que dicte tu maestro(a)



El venado

Blank rectangular box for writing the sentence.



El vaca

Blank rectangular box for writing the sentence.



El rosa

Blank rectangular box for writing the sentence.



roja

es

lento

veloz

come

es

Nombre: _____
Fecha: _____



Dictado de oraciones. Recorta y forma la oración que dicte tu maestro(a)



La rana



El caracol



come

es

moscas

lento

Nombre: _____
Fecha: _____



Dictado de oraciones. Recorta y forma la oración que dicte tu maestro(a)



El venado



El vaca



El rosa



roja

es

lento

veloz

come

es



Hoja para dictados palabras

- Nombre: _____
1. _____
 2. _____
 3. _____
 4. _____
 5. _____
 6. _____
 7. _____
 8. _____
 9. _____
 10. _____




Diseñado por: Docente Mauricio Vargas Vargas



Hoja para dictados palabras

- Nombre: _____
1. _____
 2. _____
 3. _____
 4. _____
 5. _____
 6. _____
 7. _____
 8. _____
 9. _____
 10. _____




Diseñado por: Docente Mauricio Vargas Vargas



Hoja para dictados palabras

- Nombre: _____
1. _____
 2. _____
 3. _____
 4. _____
 5. _____
 6. _____
 7. _____
 8. _____
 9. _____
 10. _____



Diseñado por: Docente Mauricio Vargas Vargas



Hoja para dictados palabras

1. _____
2. _____
3. _____
4. _____
5. _____
6. _____
7. _____
8. _____
9. _____
10. _____

Nombre: _____




Diseñado por: Docente Mauricio Vargas Vargas



Hoja para dictados palabras

1. _____
2. _____
3. _____
4. _____
5. _____
6. _____
7. _____
8. _____
9. _____
10. _____

Nombre: _____



Diseñado por: Docente Mauricio Vargas Vargas



Hoja para dictados palabras

1. _____
2. _____
3. _____
4. _____
5. _____
6. _____
7. _____
8. _____
9. _____
10. _____

Nombre: _____




Diseñado por: Docente Mauricio Vargas Vargas



Hoja para dictados palabras

1. _____
2. _____
3. _____
4. _____
5. _____
6. _____
7. _____
8. _____
9. _____
10. _____


Nombre: _____



Hoja para dictados palabras

1. _____
2. _____
3. _____
4. _____
5. _____
6. _____
7. _____
8. _____
9. _____
10. _____


Nombre: _____



Hoja para dictados palabras

1. _____
2. _____
3. _____
4. _____
5. _____
6. _____
7. _____
8. _____
9. _____
10. _____

Nombre: _____



Nombre: _____

Hoja para dictados - Oraciones



1. _____

2. _____

3. _____

4. _____

5. _____

Diseñado por: Docente Mauricio Vargas Vargas

Nombre: _____

Hoja para dictados - Oraciones



1. _____

2. _____

3. _____

4. _____

5. _____

Diseñado por: Docente Mauricio Vargas Vargas

Hoja para dictados – Párrafos

Nombre: _____



Diseñado por: Docente Mauricio Vargas Vargas

Hoja para dictados – Párrafos

Nombre: _____

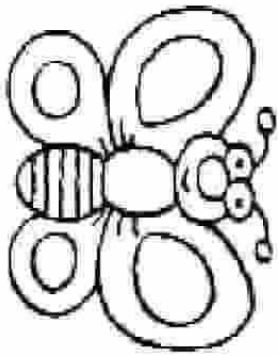
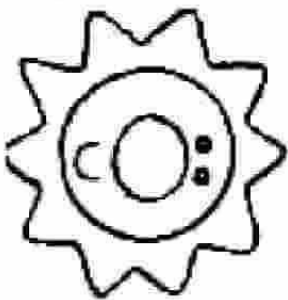



Diseñado por: Docente Mauricio Vargas Vargas

NOMBRE:

FECHA:


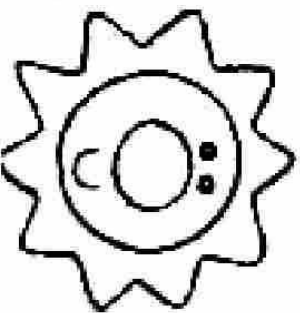

DICTADO TEMÁTICO: LA PRIMAVERA.



NOMBRE:

FECHA:

DICTADO TEMÁTICO: LA PRIMAVERA.







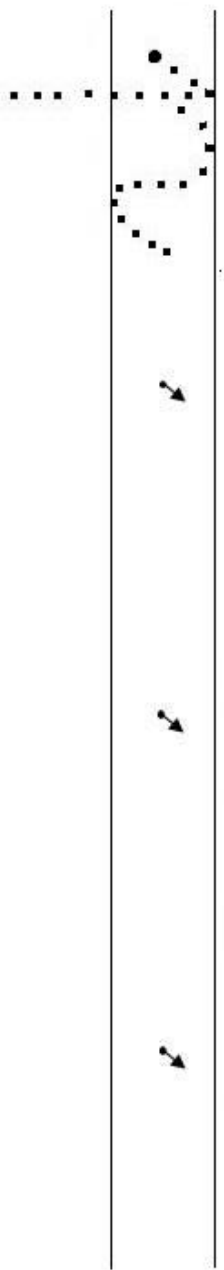
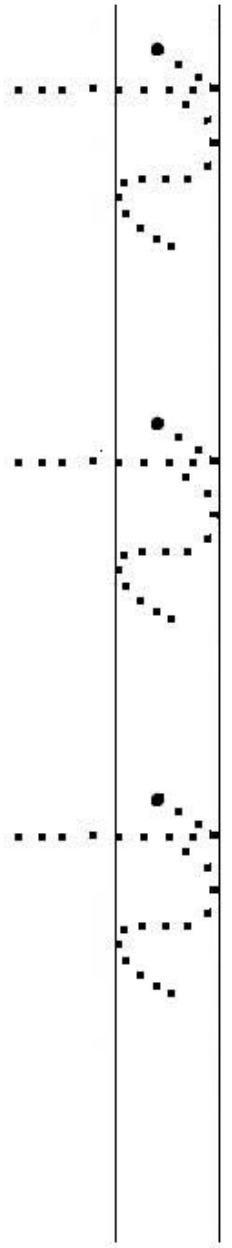
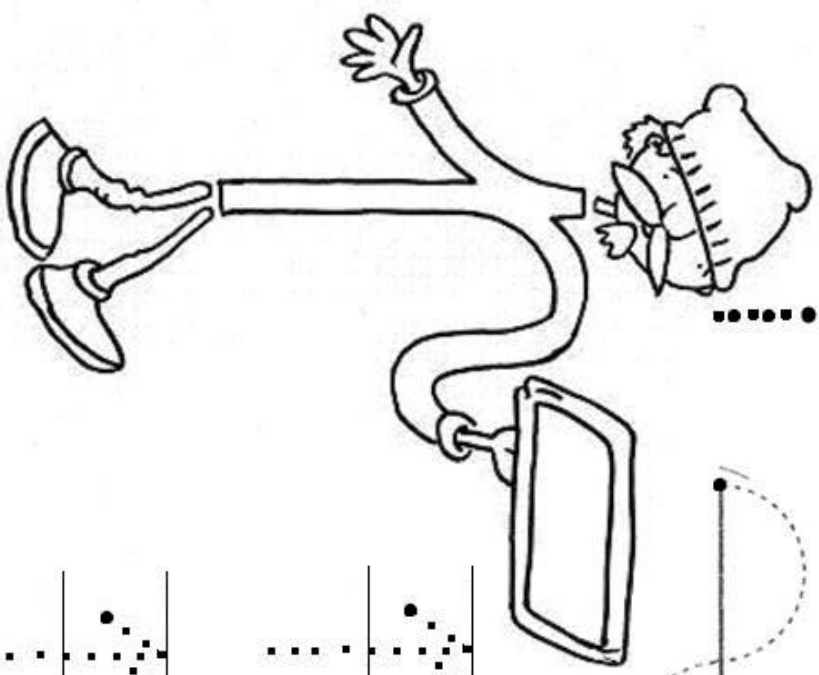
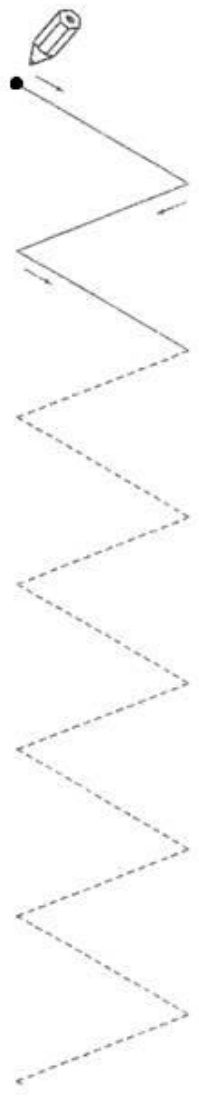
NOMBRE:

FECHA:

DICTADO TEMÁTICO: LOS JUGUETES.

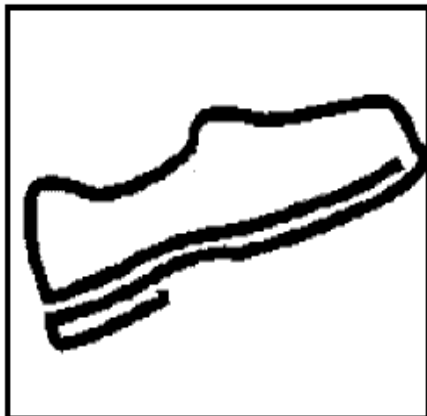


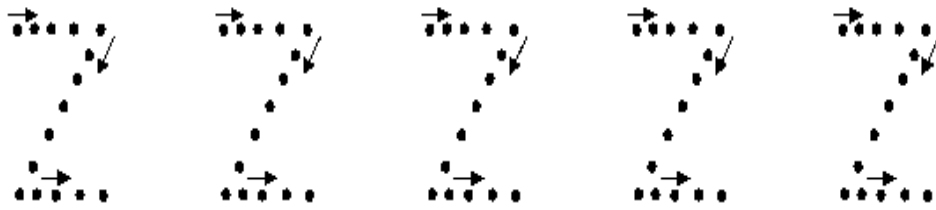


Nombre:



Ficha de lectoescritura

Repasar la grafía de la letra Z
Copiar la palabra y colorear el dibujo



ZAPATO

ZAPATO

Nombre: _____


Fecha: _____



extravalla extravalla extravalla



espaguetita espaguetita



elfo elfo elfo



elefante elefante

Nombre: _____

Fecha: _____



cow cow cow



boy boy boy



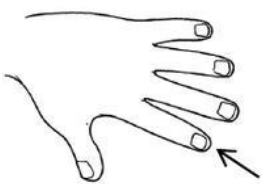
girl girl girl



whale whale whale

Nombre: _____


Fecha: _____



dedo

dedo


dedo



diente

diente

diente



dados

dados

dados



delfin

delfin

delfin

a a a a a a

a a a a a a

a a a a a a

a a a a a a

a a a a a a

a a a a a a

a a a a a a

a a a a a a



_____ beja

Nombre:

Fecha:



avión avión avión



abeja abeja abeja


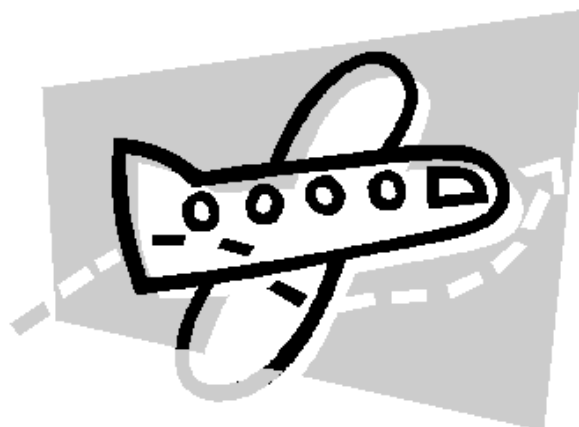
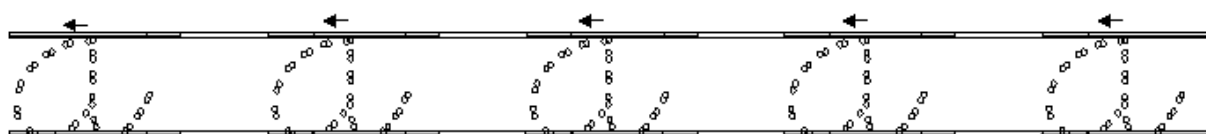


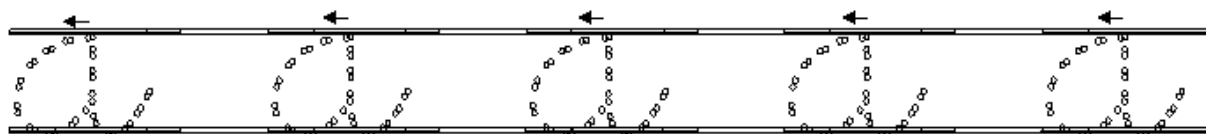


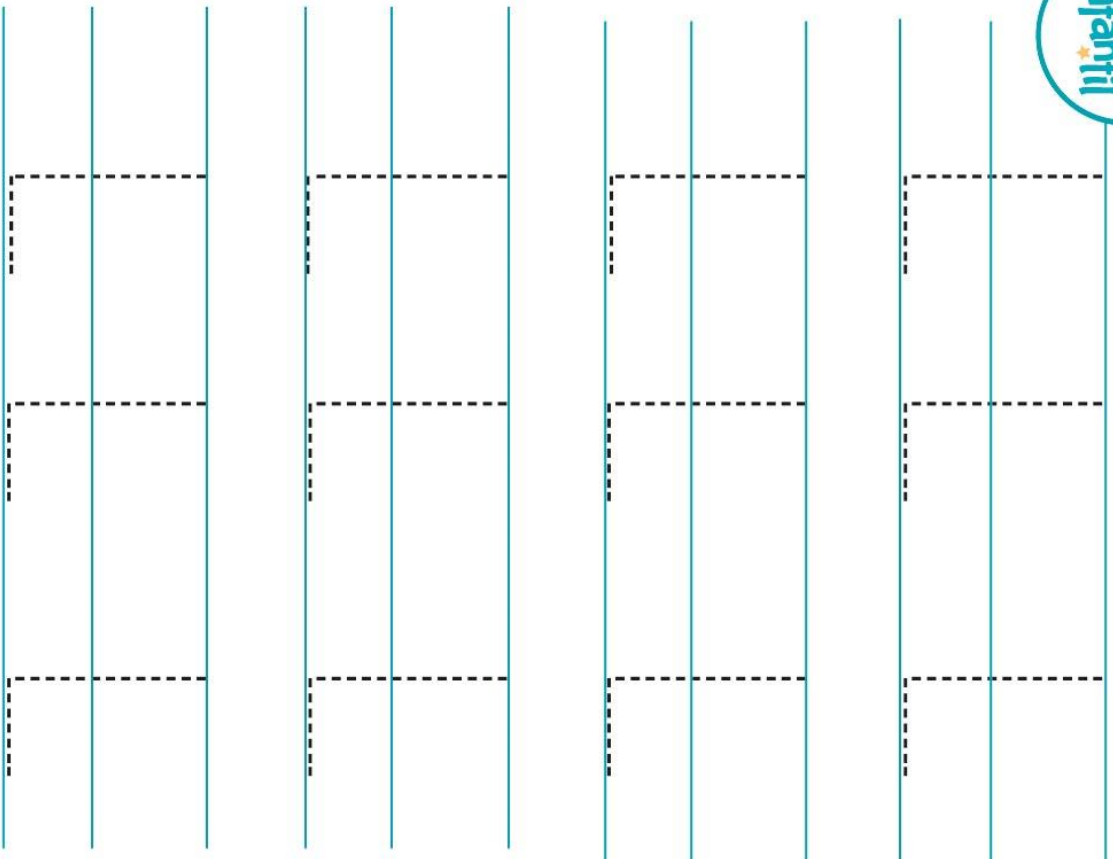
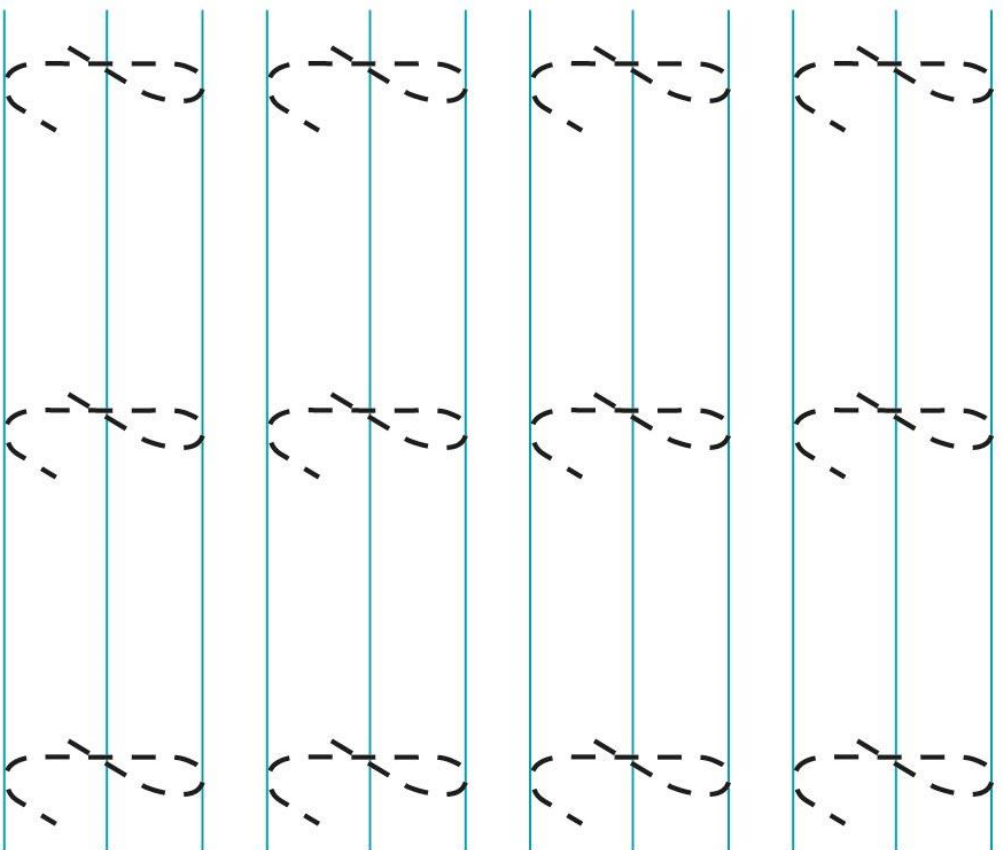
araña araña araña



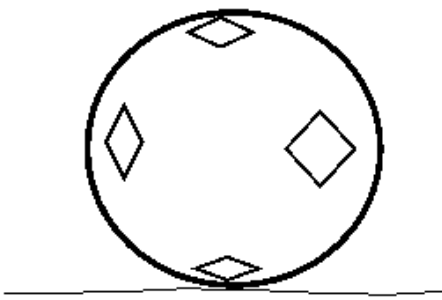
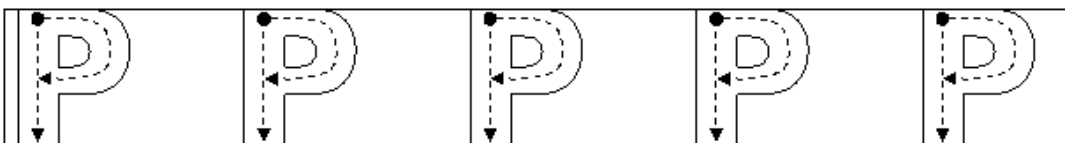
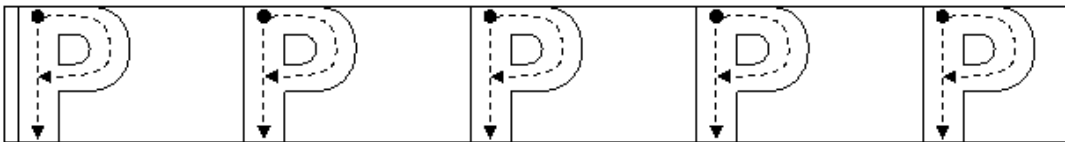
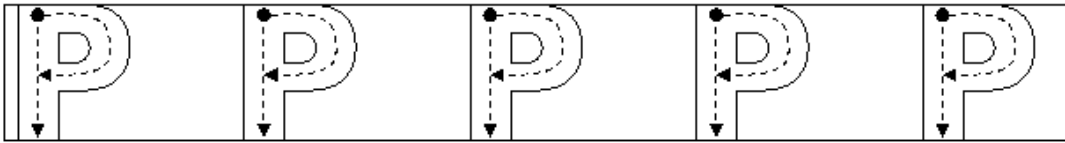
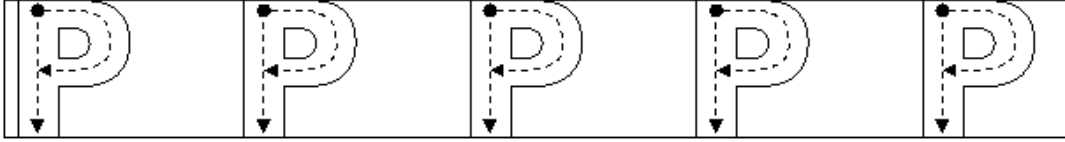
arco arco arco

Ficha "a" minúscula
Repasar y colorear el avión



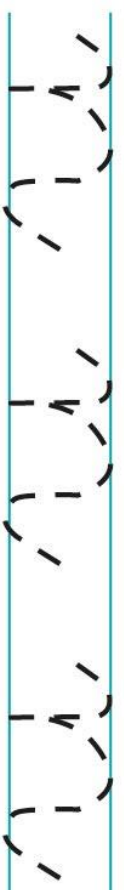
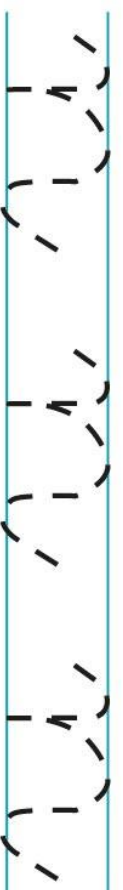
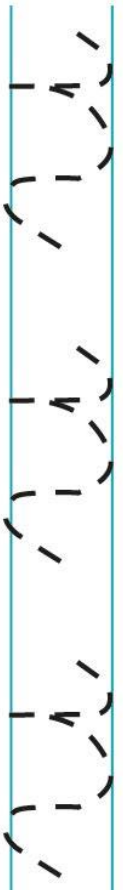
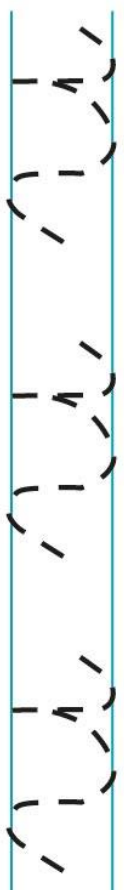
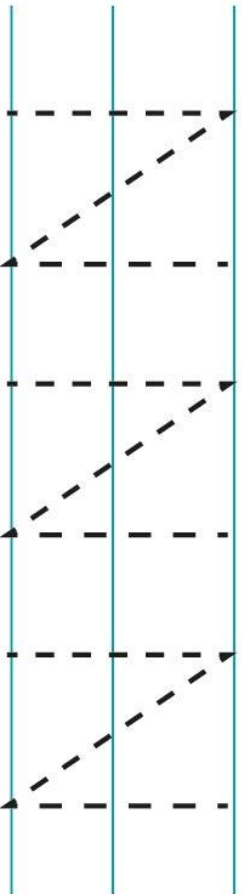
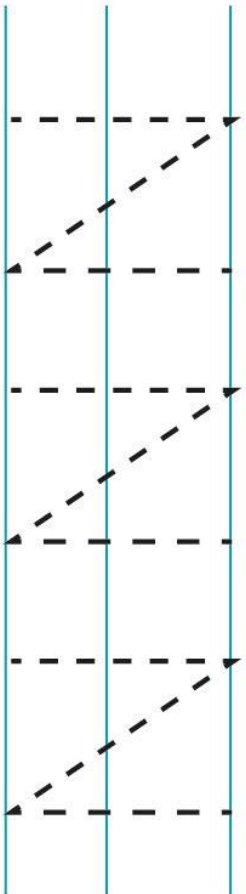
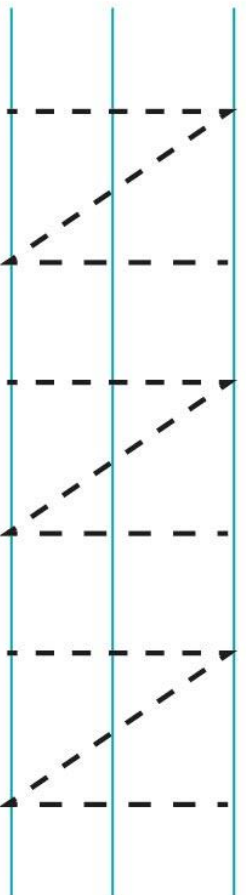
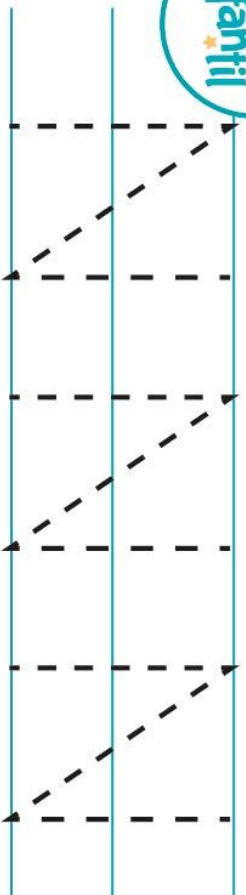
This section contains four rows of handwriting practice for the uppercase letter 'E'. Each row is set on a set of four horizontal lines (top, middle, bottom, and descender). The letter 'E' is shown in a dashed format, with a small arrow at the top left of the vertical stem indicating the starting point and direction of the stroke. The first row shows the letter on the top and middle lines. The second row shows it on the middle and bottom lines. The third row shows it on the bottom and descender lines. The fourth row shows it on the top, middle, and descender lines.This section contains four rows of handwriting practice for the lowercase letter 'e'. Each row is set on a set of four horizontal lines (top, middle, bottom, and descender). The letter 'e' is shown in a dashed format, with a small arrow at the top left of the vertical stem indicating the starting point and direction of the stroke. The first row shows the letter on the middle and bottom lines. The second row shows it on the bottom and descender lines. The third row shows it on the top and middle lines. The fourth row shows it on the middle and bottom lines.

Ficha de lectoescritura
Repasar las grafías de la letra P
Escribir la palabra y colorear



PELOTA

PELOTA



ala

luna

lila



l l l l l l l l l l

ala luna lila ala luna lila ala

l l l l l l l l l l

