



Alumn@:-----
3. Señala el miembro de la familia según tu maestra indique

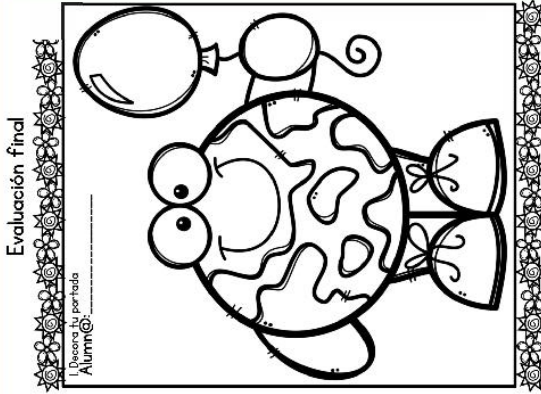


- Papá
- Mamá
- Hermano
- Bebé

Alumn@:-----
6. Coloca las partes de la cara como corresponde



5. La imagen que te de tu maestra pégala en la familia que corresponde



Evaluación final


Alumn@:-----

Evaluación final






I. Decora tu portada

Alumn@: _____



Alumn@: _____

2. Decora con pintura dactilar del color que corresponda



Manzana

Rojo

Plátano

Amarillo

Pera

Verde

Alumn@: _____

3. Señala el miembro de la familia según tu maestra indique



Papá

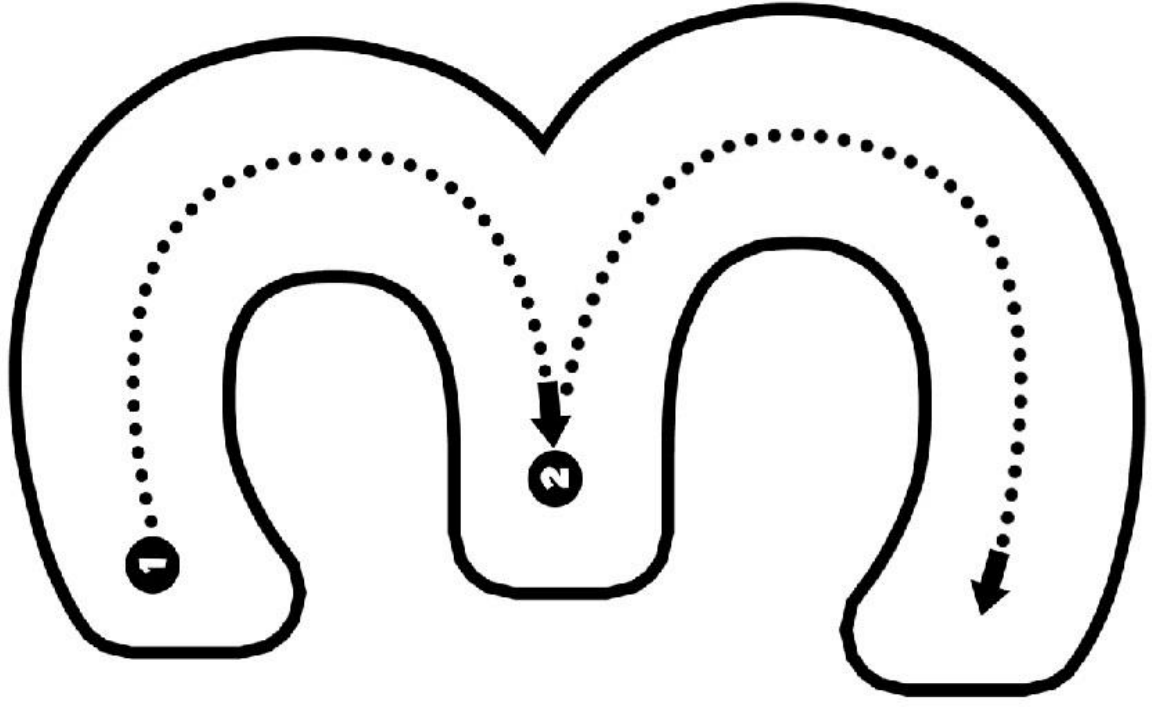
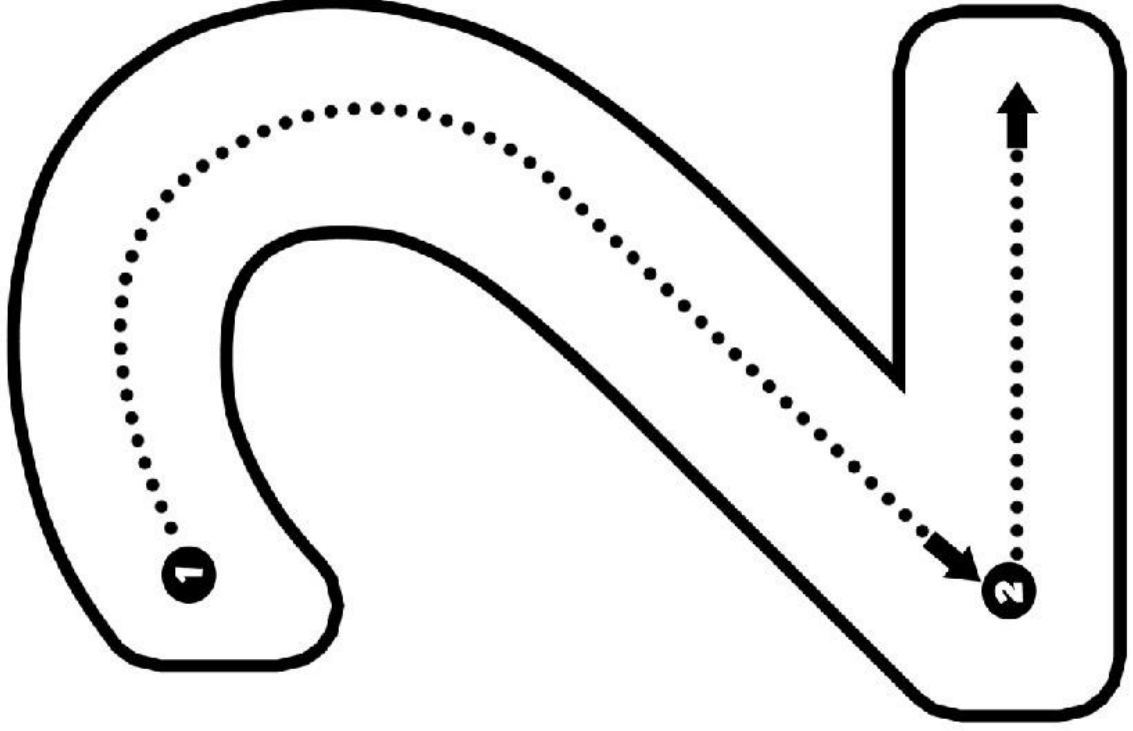
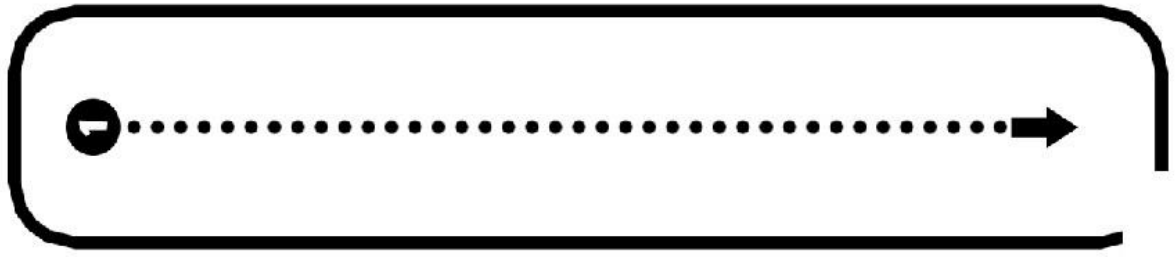
Mamá

Hermano

Bebé







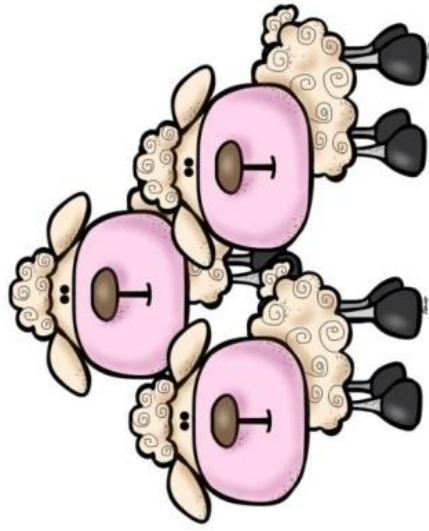

Alumn@:-----

4. Remarca el trazo correcto de los números



5. La imagen que te de tu maestra pégala en la familia que


corresponda



Alumn@: _____


Alumn@: _____

6. Coloca las partes de la cara como corresponde



Alumn@:_____

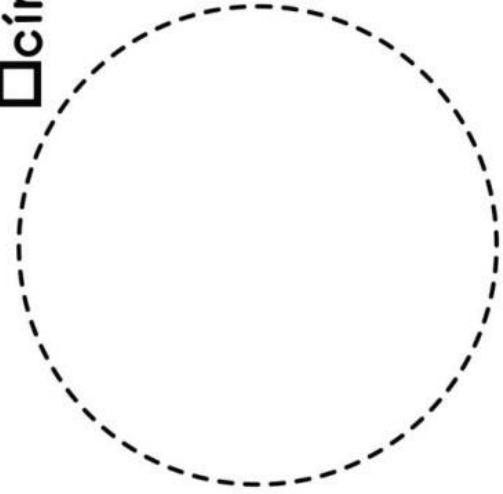
6. Coloca las partes de la cara como corresponde



7. La maestra te dará unas figuras y te indicara el orden para
pegarlas, pégala en donde corresponda

Alumn@:

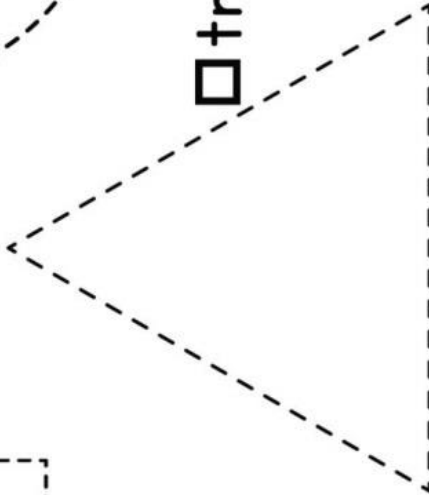
□ círculo





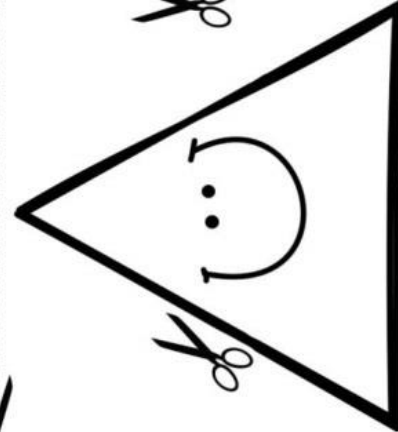
□ cuadrado



□ triángulo



□ rectángulo



8. Colorea toda la hoja en la dirección que se indica de color ROJO



Alumn@:-----

9. Colorea toda la hoja en la dirección que se indica de color VERDE



Alumn@:-----

Alumn@: _____

10. Pega el transporte al medio que corresponde

